

Local Market Update – January 2014

A RESEARCH TOOL PROVIDED BY THE MULTIPLE LISTING SERVICE OF HILTON HEAD ISLAND AND THE HILTON HEAD AREA ASSOCIATION OF REALTORS®



2: Forest Beach

- 18.2%

- 100.0%

- 100.0%

Change in
New Listings

Change in
Closed Sales

Change in
Median Sales Price

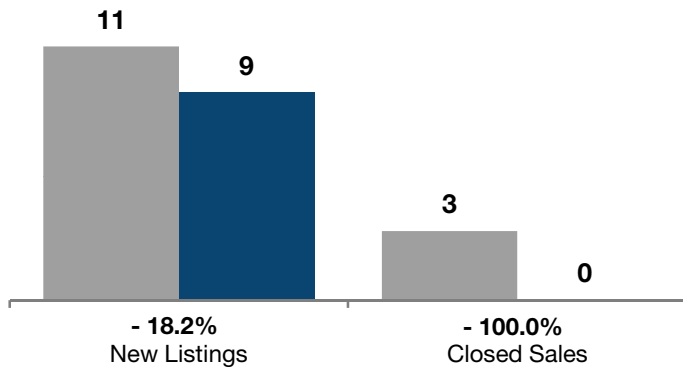
Detached Homes Only

	January			Year to Date		
	2013	2014	+ / -	2013	2014	+ / -
New Listings	11	9	- 18.2%	11	9	- 18.2%
Closed Sales	3	0	- 100.0%	3	0	- 100.0%
Median Sales Price*	\$529,000	\$0	- 100.0%	\$529,000	\$0	- 100.0%
Percent of List Price Received*	96.8%	0.0%	- 100.0%	96.8%	0.0%	- 100.0%
Days on Market Until Sale	338	0	- 100.0%	338	0	- 100.0%
Inventory of Homes for Sale	38	42	+ 10.5%	--	--	--

* Does not account for seller concessions. | Activity for one month can sometimes look extreme due to small sample size.

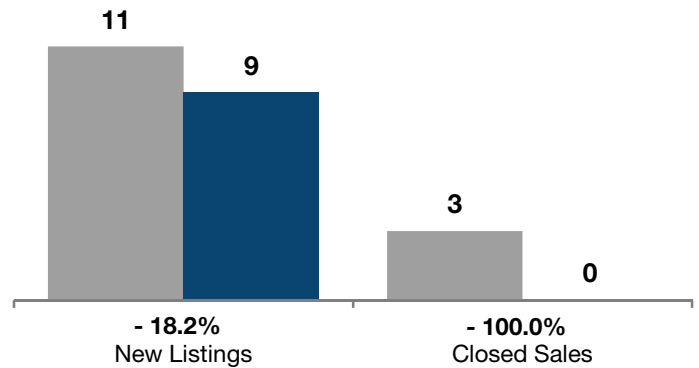
January

■ 2013 ■ 2014



Year to Date

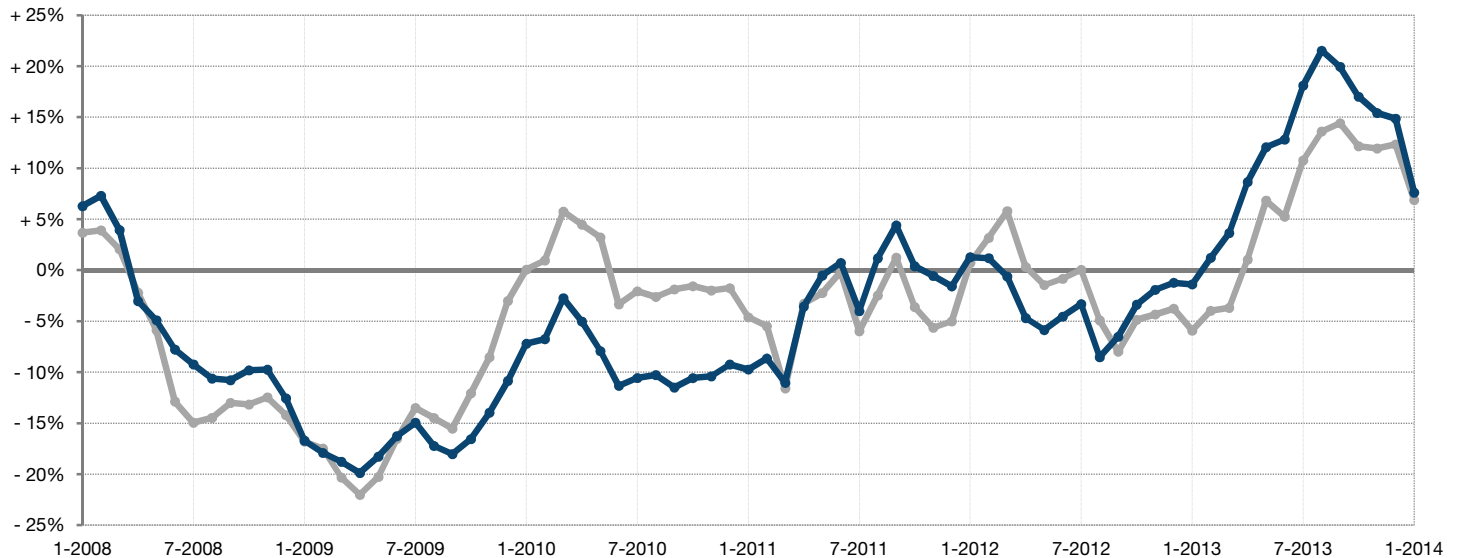
■ 2013 ■ 2014



Change in Median Sales Price from Prior Year (6-Month Average)**

All MLS —

2: Forest Beach – Detached Homes Only —



** Each dot represents the change in median sales price from the prior year using a 6-month weighted average. This means that each of the 6 months used in a dot are proportioned according to their share of sales during that period. | Data is Copyright © 2014 All Rights Reserved. MLS of Hilton Head Island. | Sponsored by South Carolina REALTORS®. | Powered by 10K Research and Marketing.